


# Illusion

Jamal Zohourian



# Illusion

Jamal Zohourian

Andante

gitaar

h.VII 8<sup>va</sup> h.VII 8<sup>va</sup> h.XII 8<sup>va</sup> 1. 8<sup>va</sup>

mf mf f

5 2. 8<sup>va</sup> 8<sup>va</sup>

f mf f mf

9 8<sup>va</sup> 8<sup>va</sup>

f mf f mf

accelerando

14 ♩ = 70

f p f p

18

f p f p

22

f p mp

26

ritardando ff f

3/4

30  $\text{♩} = 110$

*mf*

33

36

39

42  $\text{♩} = 70$  h.VII *8va* h.VII *8va* h.VII *8va*


*rallentando a poco a poco*

46 h.VII *8va*

*contabile ed espressivo*

51 h.VII *8va* h.VII *8va*

55



59



h.VII 8<sup>va</sup>    h.VII 8<sup>va</sup>    h.VII 8<sup>va</sup>

marcatissimo

64



h.VII 8<sup>va</sup>


69




h.VII 8<sup>va</sup>    h.VII 8<sup>va</sup>    ♩=120

piu moto con allegrezza vivo

74



78



accelerando

83



♩=130

stringendo a poco a pco

88

Musical notation for measures 88-93. The piece is in G major (one sharp) and 8/8 time. The melody consists of eighth-note patterns with accents. The bass line features a steady eighth-note accompaniment with occasional rests.

94

Musical notation for measures 94-99. The notation continues with similar eighth-note patterns. The word *accelerando* is written below the staff at the end of measure 99.

100

Musical notation for measures 100-104. Measure 100 begins with a repeat sign. Measure 103 contains a *sfz* dynamic marking. Measure 104 features a *mf* dynamic marking and includes fingering instructions: *h.VII h.VII 8va* and *h.XII 8va*.

105

Musical notation for measures 105-108. Measure 105 includes a *mf* dynamic marking. Measure 106 has a *f* dynamic marking. Measure 107 has a *mf* dynamic marking. The notation includes *8va* markings and fingering instructions: *h.VII 8va* and *h.XII*.

109

Musical notation for measures 109-112. Measure 109 starts with a *f* dynamic marking. Measure 110 has a *mf* dynamic marking. Measure 111 has a *f* dynamic marking. The word *ritardando* is written below the staff. The notation includes *8va* markings and fingering instructions: *h.VII* and *h.XII*.